


PARA Anchors

A Para Anchor is designed to provide sufficient power to hold the bow of a vessel head to wind in the worst storm conditions. It should be deployed from the bow of the vessel and greatly reduces the risk of broaching, capsizing or rolling, keeping the boat more comfortable and stable throughout the duration of the heavy weather. Most importantly it allows the vessel to take the storm head on rather than running with it, which reduces the time spent in discomfort. A must have for any cruising yachtsman or long distance sailor.

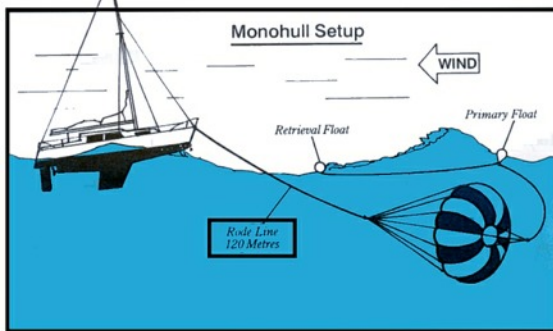
Features:

- Comes packaged in stowage & deployment bags
- High density, brightly coloured nylon for high visibility in search and rescue situation
- Fitted stainless sinking chain to help with safer deployment
- Reinforced in areas of high load
- Easy and safe retrieval using the specific retrieval line available
- A range of sizes to fit vessels up to 30m



Yachtsman series

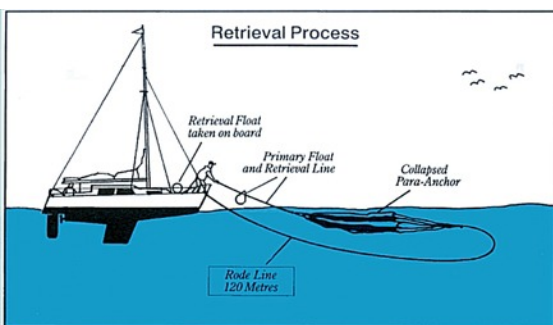
Description	Multihull	Mono light	Mono heavy	Part No
Coastal 9	9m	8m	6.5m	SAF1000
Global 12	10.5m	10m	9m	SAF1010
Tasman 15	12m	11m	10m	SAF1020
Bass Strait 18	14m	12m	11m	SAF1030
Pacific 20	15m	13m	12m	SAF1040
Southern 24	18m	17m	16m	SAF1050
Indian 28	Contact our sales team for details			SAF1060



Anchor lines

The anchor line is made from braided Nylon and made to work in conjunction with the appropriate Anchor. The Anchor line has a thimble eye at one end to allow easy attachment to the anchor (shackle not included)

Description	Dimensions (cm)	Part No
Coastal 9/ Global 12	16mm x 100m	SAF1100
Tasman 15/ Bass Strait 18	18mm x 100m	SAF1110
Pacific 20	20mm x 100m	SAF1120
Southern 24/ Indian 28	24mm x 100m	SAF1130



Retrieval lines

15 m of 3-strand Marston floating rope is spliced to a floating fender further 25m of Marston line is spliced to the other end with a small pick-up buoy spliced to the bitter end. This assembly attaches to the stainless steel chain on the apex of the anchor.

Description	Part No
Using 10mm Diameter Marston Set	SAF1160
Using 20mm Diameter Marston Set	SAF1170

Please note the charts on the Para Anchor and Drogue pages should be used as an approximate guide only. Vessel details should be confirmed with manufacturer before ordering. Two boats of the same length, one with full keel heavy displacement the other light displacement would behave differently on the same Para-Anchor. Therefore each boat would require a different size Para-Anchor. Please contact our office for more details.

For more information
please visit www.adventuresafety.com.au